

! "#\$
%&'()* +, +

! "
-, .+/- + 0 1\$

\$ % % # \$ &

' + 2+
() & ' 3 +. 4 1 5+ / 1 6 * ' + . 1
#) + ' + + * #7 & 7 ' * 8) 1+,
" ' 9:5 ; < ,= 0 " < 1 > ? 1 " , 5 @
(() 1 1 \$
6. 4 / 1 11 + " > (1 (+
=: < , 1A, ' 1 ? . 4 / 1 + ; < , 1 & 7 & # +

-.) / ' + ; + < , B (+ A , @ . 1 / +
, 0
1 2 ; < , ' 1 2 , < ' 1 2 ; 1 . 3 / 1 2 < 1
& 1 2 , " " \$ & 3 1 2 , (@ 2
& 1 2 - > , & & 1 2 , 1
, %
1 3 B) B) 5, 3 0 "
& 1 2 , (@ , < & 3 1 2 . 1
& 1 2 / > , & 1 2 " 1 & 1 2 . 1

)) % *
-) "
(\$ 6 ; < , , (, < @
6 11 (1 (() 1 : , +
(()) C 11 , 1) 5

% #! 4 #

1 % # # % # % ' # % & ' & 7 % 7 ' 7 & % 7 7 7 % 7 ! ' 7 % # ' % ' 7 % ' ! % !
% ' % ' % % % ! # % ! # ! % ! & ! % ! ! % % ' ! % & ' % ' 7 % % # %
% % & ' % % % ! % % % ' % % %
' 1 % & 7 & % 7 7 7 % ! % ' # % 7 ' % ' & & # # #
' 1 % & ' % ' 7 % % 7 % & # # ! # & # # #
3 / 1 % 7 ' 5 / 1 % ' % % ' % & + 1 & # # #
& 6 1 % ' ! / \$ % ! / 1 \$ % ! ! % ! % ' # % ' ! % ' % & # # #
& 3 1 % ! ! ! % # ' % ' & % ' 7 % ' & % ' % ' % % % 2 1 . \$ & # # & # 2 1 \$
& # # & # 2 1 \$ & # # # ! 2 1 . \$ & # # ! # 2 1 . \$
& 1 % % ! % / \$ % % ! % / 1 \$ % % % / 1 \$ % % % # # / 1 \$ & # # & # / \$ & # # # 7 / 1 \$
& # # % ' # / \$


% " ! % #

% 7 ' % ' ! % ' % % # % & & % 7 ' % ' %

-*. 77) #) 6 &6

	'	#) +	*	-. 0	-.)/
%! '!&	0+ + ? 1	"+ (+	0+ .+	"+ >+	
%!&!	0+ + ? 1	D+ .+ >	0+ .+	"+ >+	
%! '!7	0+ + ? 1	"+ (+	0+ .+	/+ +	
%!7!	+ 0 >	+ "+ ,	D+ /+	+ 0 >	
%! '!!	>+ /+ 9 1	+ "+ ,	D+ /+	D+ /+	
%!!!	>+ /+ 9 1	+ 2+	D+ /+	D+ /+	
%! '!	>+ /+ 9 1	+ 2+	D+ /+	D+ /+	
%! '%	>+ /+ 9 1	+ "+ ,	D+ /+	D+ /+	
%!%' #	>+ /+ 9 1	+ "+ ,	D+ +	D+ /+	
% #'	"+ (+	+ 2+	<+ >+ 0	D+ /+	
% ' &	"+ (+	+ 2+	<+ >+ 0	D+ /+	.+ "+ A
% &'	"+ (+	+ 2+	<+ >+ 0	D+ /+	.+ "+ A
% ' 7	"+ (+	+ 2+	/+ "+ .1	D+ + ,	.+ "+ A
% 7'	"+ (+	+ 2+	/+ "+ .1	D+ + ,	.+ "+ A
% ' !	"+ (+	+ 2+	<+ >+ 0	D+ + ,	.+ "+ A
% !'	"+ (+	+ 2+	<+ >+ 0	D+ + ,	.+ "+ A
% ' %	"+ (+	+ 2+	<+ >+ 0	D+ + ,	.+ "+ A
% '% #	"+ (+	+ 2+	D+ + .1	D+ + ,	.+ "+ A
% #'	"+ (+	+ 2+	D+ + .1	D+ + ,	.+ "+ A
% ' &	"+ (+	+ 2+	D+ + .1	D+ + ,	.+ "+ A
% &'	<+ (+ > ? 1	+ 2+	D+ + .1	D+ + ,	.+ "+ A
% ' 7	<+ (+ > ? 1	+ 2+	D+ + .1	D+ + ,	.+ "+ A
% 7'	<+ (+ > ? 1	+ 2+	D+ + .1	D+ + ,	.+ "+ A
% ' !	<+ (+ > ? 1	+ 2+	D+ + .1	D+ + ,	.+ "+ A @ + " /
% !'	D+ + ,	+ 2+	D+ + .1	D+ + ,	.+ "+ A @ + "+ /
% ' %	D+ + ,	+ 2+	D+ + .1	D+ + ,	.+ "+ A
% '% % #	D+ + ,	+ 2+	+ /+ 5 1	+ "+ 1	+ "+ 1
% '% # %	D+ + ,	+ 2+	+ /+ 5 1	+ "+ 1	+ "+ 1
% '% # %	D+ + ,	+ 2+	+ /+ 5 1	(+ / E 1	(+ / E 1
% '% '% &	D+ + ,	+ 2+	+ /+ 5 1	(+ / E 1	(+ / E 1
% '% & %	D+ + ,	+ 2+	+ /+ 5 1	(+ / E 1	(+ / E 1
% '% '% 7	D+ + ,	+ 2+	<+ "+	(+ / E 1	(+ / E 1
% '% 7 %	D+ + ,	+ 2+	<+ "+	.+ B+ /	.+ 5+ / 1
% '% '% !	D+ + ,	+ 2+	<+ "+	.+ 5+ / 1	.+ 5+ / 1
% '% ! %	+ >+)	+ 2+	<+ "+	.+ 5+ / 1	.+ 5+ / 1
% '% '%	+ >+)	+ 2+	<+ "+	.+ 5+ / 1	.+ 5+ / 1
% '% '% %	+ >+)	+ 2+	<+ "+	.+ 5+ / 1	.+ 5+ / 1
% '% '% #	+ >+)	+ 2+	<+ "+	<+ 2+ 2	9+ -+
&### #	(+ B+ -	+ + . 1	.+ 5+ / 1	<+ 2+ 2	+ 0+ A) ,
&## '#&	(+ B+ -	+ + . 1	.+ 5+ / 1	<+ 2+ 2	+ 0+ A) ,
&##&' #	(+ B+ -	+ + . 1	+ >+ <	<+ 2+ 2	+ 0+ A) ,
&## '#7	D+ B+	+ + . 1	+ >+ <	(+ + ()	<+ 2+ 2
&##7' #	D+ B+	+ + . 1	+ > <	(+ "+	+ 0+ A) ,
&## '#!	(+ B+ -	+ + . 1	+ >+ <	(+ "+	+ 0+ A) ,
&##!' #	(+ B+ -	+ + . 1	"+ ,	(+ "+	+ 0+ A) ,
&## '#	(+ B+ -	+ + . 1	"+ ,	(+ "+	.+ 5+ / 1
&## '#%	+ 2+	+ +	"+ ,	;+ +< ,	.+ 5+ / 1
&##%' #	+ 2+	+ +	+ + . 1	;+ +< ,	.+ 5+ / 1

)8 ! * --



. 9 2 Brighton Union Cricket Club's two Australian XI representatives
Left: Julien Wiener (6 tests, 7 one-day internationals)
Right: Simon Davis (1 test, 39 one-day internationals)

AUSTRALIAN XI


Julien Wiener, Simon Davis

VICTORIAN XI

Julien Wiener, Simon Davis, Nicholas Jewell

PREMIER 1st XI :7 , -+ 8 ;)) 8 <

Julien Wiener, Simon Davis, Peter Grant, Andrew Grant, Peter Head, Nikhil Raymond, Matthew Britten, Scott Cunningham, Justin Clarkson, Nicholas Jewell, Damien Scales, James Murch, Richard Sherman, Christopher Bull, Stuart Scorgie, Robert Blair



" 7 % ,. 7 /)8 -* .

At most sporting clubs a person automatically receives this award after a qualifying period. No such policy exists at Brighton Union, where life membership is awarded for outstanding service and loyalty regardless of years served.

() denotes deceased.*

Brian Adams 1988	Graham Adams 1988	Kevin Adams 1986	Robert Adams 1988
Jeff Armstrong 1995	Phillip Arnold 2000	William Beal 1957	David Blair 1984
Ian Collins 1980	Peter Cook 1984	Nezar Daou 2004	Frank Edlin (*) pre 1953
John C. Egan (*) 1972	Peter Fitzpatrick 1977	Danny Frew 2002	Alex Gerdan 2002
Vern Gladman (*) 1963	Con Gorozidis 1992	Greg Gorozidis (*) 1993	Tony Grant 1995
Paul Hack 2004	Simon Haddon 2003	Graham Hamilton 1972	Jeff Hayes 1988
Peter Head 1984	Len Holford (*) pre 1953	Phillip Hope 1988	Les Jason 2009
Basil Kennedy (*) 1967	Brad Kreymborg 1995	Howard Leigh Watkin 1993	Doug Lovell 1980
Peter Marcollo 1972	Kevin McNally 1977	Owen Morros 2002	Bill Ould 1972
Jason Parsonage 2008	George Polson 1958	John Polson 1983	Les Polson 1961
Noel Pullen 1975	Anthony Reiche 2008	Simon Russell 2008	Neil Sadler 1995
Colin Taranto 2008	Allen Thomas 1988	Norm Usher (*) pre 1953	Jack Vollugi (*) 1980
Mrs Gerry Williams 1964	Ken Williams 2006	David Wingfield 1975	Mrs Josie Wingfield 1980
David Young 1997			

4 =! > " #! "

- 5 1 , 1 , ? ? , %! !& ./ 1 / 1 2 ,)
 1 F \$ 1 F 1 1 ?) ' , 1 G; +2
 ,) + F 1 4 , , < , (, . , 1
 1 | 1 (?)) (, . , ((\$ 1)) 1 1 ?
 ? 1 ? 1 ? ? +

- > > 1 \$ | 1 ,) ? , % # 1 , 1 ? |
 + , ? 1 ,) 1 ,) ,) 1 ((. +
 > ,) , 1 1 , 1 ,): 1 1 , 1 %! &
 ,) 1 , +

- 2 1 F \$ | 1 ,) %! 1 1 ? 1 1) 1 , ' 1 J1 K+
 1 % 1 + 1 , 1 1 1 , 1 1 1 1)
) , ? 1 1) , , 1 +

2 1 && %% ? , , 1 1 !### 1 ## ,)
) ?? L77 1 () (,, +

> ' 1 5 1 > , , *

%!&'!	1	%%&'%	F
%! '7'	1	%% '%7'	F
%!7!'!	1	%%7%'!	F
%! '!'!	1	%% '%!'!	F
M%'!'!'!	1	%%!'%'!	F
%!'!'!	F	%% '%'	F
%!'!%'!	F	%% '%%%'	F
%!'%'#'	1	%%%'###'	F
%'#'!	F	&####'	F
% '&'!	1	&## '#&'	F
% '&'!	1	&##&#'	F
% '7'!	F	&## '#7'	F
% 7'!	F	&##7'#'	F
% '!'	F	&## '#!'!	F
%!'!'!	F	&##!'#'	F
%'!'!	F	&## '#'	F
%'!%'!	F	&## '#%'!	F
%%'#'	F	&##%'#'	F
%'#'!	F	&## '#'	F
% '&'!	F		
% '&'!	F		
% '7'!	F		
% 7'!	F		
% '!'	F		
%!'!'!	F		
%'!'!	F		
%'!%'!	F		
%%'#'	F		
%%'#%'!	F		
%% '%&'!	F		

!

> = ? # # ! "

- / E1 5 1 1 1) " " 5 1 \$ 1 ? ,)
1,)+ - 5 1 1 ? 5 1 1D 1 F
(/ E1 1 , 1 1) ? 1 ((. + ; ? , 1 ?
%%%'&###+

(/ E1

(| 1 ,) %7 1 1? 1) 1
+ . ? 7 1 1 7 G; , , # 1 ?
1 1 1 G;), , , +

. 1) ? (:)) 3 %L 7# ?? 7
%&' 1? , ' 5 1 F) & \$ 1 #L!
F 1) 1 %%%#%+ - %%%#% 1 , (1
1) ,) ,) 1 ## ,) F +

; %%%%' ? F (1 1,) 1 1 ,)
) 177 , 1 1 L% 1 4 1 1 1) , 1
??+ F , , . 4/ 1 1 ,) 1 J , K+ !# G; ,
? ,) ,) 1 , 1+

.)) () , , 1 ? ,) + 4' ?
1 # 1l, 1 1) , ?? +
)) % '7 1 7& 1 ,) , 1
l ?) 1 1) , ' ' , + > 1 l
, 1) %%%# (, 1) + ; B1 ? &## '#7
1 ,) #)?) , 1 + (L& 1
1 (1 , 1) , 1 ? + ; ' 1 '?
9 &## '#!) 1) , ' & %) ! 4 , 1 &
, , ,) 1\$+; , (1 , G; , 1
G; 1) 4 G; , \$ 1 1 & G; ,)
, 1+

. 0? ') ! 5 () (1 L, , ?
(.) 1) 1 ? D 5 1 . 1 ((. ?
) ((. J- (K 1 + () 1 , 1 J-
? ' , 1 1+ 1 1 K+ > 1) (, 1 1 , ,

/ E1 5 1 > , , *

%%%'##' 5 1 &## '# ' 5 1
&### '# ' 5 1 &## '#%' 5 1
&## '#&' 5 1 &##%' # ' 5 1
&##&# ' 5 1 &## ' ' ' F
&## '#7' F
&## '#7# ' , <
&## '#!' 5 1
&## '# ' F

#) +@ * - 0 7 # &

; #7 . B ? F (, () , 1\$ 1; , ?
?? +

- , . 4/ 1 ? 5 , ? ? " > (
1; < , , . 4 A, ' 1 +

; 1 1 1- . 1? , 1 , 1
+

B 1 1 5 1 1 1??, ? 1)
1 1 ' ? 1 ? , 1 | , ? +

- 2 G; , 1 / 12 ? ? , &## #7) ? 1 F 1+
(; < , 1 ? , 1; 1 1
? F : 11, +(< DE 1. / ?
, ((.0 5 1 ? +

< ? +- , , ? : 1 5, 1 G; ? ,
? , , ? (,) ? 1) 1)
+

- - 1 G; 1 1 1 11 1 / 12 , +
> 1 ; 1. 1 +(. ? </ 1 ((.)
1 ((. , 1+

- 2 G; 11 4 , ? 1) 1 ? +-
, < 1 ? , +

- C ? , , ?)) 1? 1 +-
; < , B A , 1.1 ? ? l)+; , , (11
?, l) (? 5 , 1 ? , 1 , , 1
11 ()) 1+

; 5 B 1B)B) ? , 1 , , 1 , 1 10 " ?
2 G; , +

; l , , ? ? + >) ??,
? F!) ? ? , % #' ,)? 11 F' , ?
? 1 ! , + ? ?) ?? ?- , 4 1" , < +

- F'7 ? , 1 , 1 1?) 1 ? '
1 ?) 1) 1 4 , 1 +) ,) 1 ?
?? + . 1) ? F' & 1 ? ,) +

- F' & 1 4 , 1 1, 1) ??) 1 ?
) 5, , , ? (1 , 1? +-) 1
?) 1) / > , 11 ? , l) 1 , 1+ > 1)
' 1 E) 11 1 11 1 1 ,) 1? , >
1) + - ,) 1 1 , ? ,

their way into 4th spot, and while defeated in the semi-final put in a gallant effort chasing a large score. We also fielded a team of complete beginners in the U-12 modified grade, and while the boys struggled to master the skills in the first half of the season, we saw some encouraging signs in the second half of the year. No doubt these boys will continue to improve next season.

Thanks to Michael Cove, Brian McDonough, Phillip Arnold, Ian Travers, Greg Wallace, Mark Paterson, James Brydon, Carey Marsden, John Lambris and Brendan Hawe for their contributions in managing these teams, and also to the parents who assisted with transport and refreshments for the kids.

The highlight socially for the season was the function held at the New Bay Hotel in February. The response from the membership was outstanding and a great night was enjoyed by all.

To Liz and Lynton Vaughan, I cannot express enough my appreciation for their work in the canteen during the season.

Financially the club is in good shape, however we have some significant challenges ahead with the construction of new practice nets, which we are required to commit to financially. Finally I thank the sponsors which are listed in another part of this Report, and it was very sad that one of our significant sponsors and former player Maurie Jones lost his battle with cancer. To his family I offer my sincere sympathy.

Phillip Hope
Secretary



' 1 &= ' , \$ &

Back row: Kamal Daou, Peter Hughes, Tom deFegely, Dylan Struck, Tim Hickox, Morwan Amro
Front row: Mazen Amro, Michael Caspi, Damien Rayson, Imad Amro (captain), Nezar Daou

#0 ' &

% + / 8 * % A # # \$ / ; . + ! -



NewBay Hotel
 329 New Street, Brighton 3186
 Phone: 03 9596 4949 Fax: 03 9596 8311
www.newbayhotel.com



**TOMAX LOGISTICS
 AUSTRALIA**



Physical Address: First Floor, 6 Sarton Road, Clayton VIC 3168
 Telephone: 1300 186 629 (1300 1 TOMAX)
 Fax: 1300 143 256
 Email: sales@tomax.com.au
www.tomax.com.au

#0 ' &

00 -- B CC *
63 ! ; / '\$ / D
Phone: (03) 9592 0888



The Right Merchandise - Corporate, Clubs and Events

Contact Russell Purvis Ph: 0417 569 154

www.therightmerchandise.com.au

4 / 8 * ')8 ! -'
*) / ,0 ' 8 . *
7 / * *00



218 Chesterville Rd, Moorabbin 3189
www.kookaburra.com.au

#0 ' &

' 9 '* - - + #0

John Hanner x 5
Maurie Jones x 3
Michael Cove x 3
Noel Pullen x 2
Dendy Village Milk Bar

David Burgin
David Wingfield
Les Jason
Brett Northage

Paul Mornane
Rob Robinson
John Layias
Keith Brown

Phillip Arnold – repairs to old bowling machine
Greg Wallace \$500
Bruce Thompson \$250
Janee McEvoy \$100
Niki Paterson \$70

Guarantee the success of your next function or group booking

The Greek Deli & Taverna located on the vibrant Chapel Street in South Yarra has inspiring traditional Greek tender seafood and succulent meat and game with an innovative edge that the name Greek Deli so proudly represents.

With seating for 120, it is also the perfect venue for family celebrations or club functions. Give Jim Pothitos a call to discuss.



**The Greek
Deli & Taverna**

www.greekdeli.com.au 583-585 Chapel Street, South Yarra
BOOKINGS ESSENTIAL ph: 9827 3734 or 0407 098 158

The Greek Deli & Taverna is proud to continue its association and support of The Brighton Union Cricket Club.

&

-*. ; ' 7 # &

= !

C ?, C *
&## 1 , 1\$

G; ' . . %+7
& 1 G; ' (/ E 1 +
1 G; ' ; 1. 7 +7
7 G; ' +%

4" = !

C ?, C *
! , 1 1\$

G; ' 5 5, !+
& 1 G; ' , < &7+
1 G; ' E . +
7 G; ' 2 &+

" = !

C ?, C *
% 1 1\$ 9
G; ' . / &7
& 1 G; ' C ?
1 G; ' < B 7
7 G; ' "

% ,0 9'

: - *-- ; '< " > (

-*. / ,0

: 9 %) --+ ; '< 5

-*. ; '

: 9' 4 7 -' ; '< .

-*. ; ,

: = C' % , - ; '<

! ; ' " / ; ' ; 1. @ " 12

& - + ; '

: = C' ; '< 1 ,0

A = ! #

C ?, C *
F ! @ F ' 7 * # 1 , 1
F & * &# 1 1\$

F 1 G; ' 9
F 1 7 G; ' . 1 & +%
F 1 & G; ' - > , #+
F 1 & < G; ' C ? +
F 1 & 2 G; ' C ?

A 4" = ! #

C ?, C *
, 1 1)
? # F ! \$ 7 F 7\$ F & \$

F 1 G; ' " , < 9
F 1 7 G; ' > - +7
F 1 & G 3 - > , &+
F 1 & < G; ' 4 < 7+%
F 1 & 2 G; ' C ? +

A* % ,0 9'

: A) 8 (--* ; '< - , 4

A*) * ,

: A) 8 (--* ; '< 0 ,

A* -*. / ,0

: A / ; '< . 1

A* -*. ; ,

A / % = ; ' " , <

, / 0 0 ; ' ,

: + ' ; '< ; 1.

-*. / ,0 : 9 %) --+ ; '<

From 1993-94 onwards, points for the Senior Club Champion are awarded for games played in the 1st XI only. A separate award (Senior Club Award) is made for the best player in the 2nd XI and below.

+ ,2

- Statistics are calculated from all matches played including finals
- Playing points: 40 pts / 1st XI match
- Runs : 1 point per run scored
- Wickets : 16 + 18 + 20 + 22 + 24 + 26 + 28 + 30 + 32 + 34 points (i.e. 1 wkt = 16 pts, 2 wkts = 34 pts, etc)
- 8 points per catch, stumping, run out or involvement in run out
- Fielding votes: 3 votes = 8 points, 2 votes = 7 points, 1 vote = 6 points

Senior Club Champion Points for Season 2010-11

<i>Stuart Bell</i>	<i>1205</i>	Con Pothitos	459
Julius Waras Carstensen	1101	Michael Cove	319
Aaron Gregory	1092	James de Fegely	261
Ivan Delac	1068	Andrew Vaughan	174
Darian Kuzma	1060	Andrew Hewson	168
Stuart Scorgie	977	Saul Siritzky	141
Ano Apostolopoulos	943	Brian McDonough	126
Antony Stojko	681	Con Gorozidis	104
Ross Veitch	617	Bryn Burnes	40
Hayden McLennan	486	Brett Northage	40



* --\$ # -*. / ,0 &

-*. ; ' : 9 ' 4 7 -' ; '<

From 1993-94 onwards, the Senior Club Champion award has been restricted to 1st XI players.
A separate award (Senior Club Award) was instituted for the best-performed player in the 2nd XI and below.

+ ,2

- Statistics are calculated from all matches played including finals
- Playing points:
 - 30 pts / 2nd XI match, 20 pts / 3rd XI match, 10 pts / 4th XI and One-Day XI match
- Runs : 1 point per run scored
- Wickets : 16 + 18 + 20 + 22 + 24 + 26 + 28 + 30 + 32 + 34 points (i.e. 1 wkt = 16 pts, 2 wkts = 34 pts, etc)
- 8 points per catch, stumping, run out or involvement in run out
- Fielding votes: 3 votes = 8 points, 2 votes = 7 points, 1 vote = 6 points

Senior Club Award Points for Season 2010 -11 (top 20 points scores)

Morwan Amro	1141	Tom de Fegely	546
Damien Rayson	944	Tom Lamb	537
Paul Foster	944	Tim Hickox	513
Brian McDonough	926	Peter Hughes	499
Imad Amro	738	Andrew Vaughan	471
Mazen Amro	665	Kamal Daou	461
Nezar Daou	611	Jim de Fegely	437
Brett Northage	587	James Martin	450
Michael Caspi	569	Dylan Struck	433
Con Gorozidis	565	Tony Cook	430



KOOKABURRA

QUALITY GEAR AND BALLS


218 Chesterville Rd, Moorabbin 3189
P.O. Box 1063 Moorabbin Vic 3189

Phone: (03) 8552 1111
FAX: (03) 8552 1188

www.kooka.com.au

*Bruce Thompson has been No.1 ticket holder and Patron of Brighton Union for many years.
We thank him and Kookaburra for their continued financial support and donation of cricket balls.*

A* -*. / ,0 :A / ; ' <



. 9 2 *The late John Egan, life member and club stalwart since 1953*

A*)-*.)/ ,0 0 + ,2

- Only statistics from home-and-away matches are used for calculation purposes
- Playing points: 10 points per match played. Numbers of home-and-away matches shown in brackets
- Runs : 1 point per run scored
- Wickets : 16 pts / wicket in U-16s & U-14s, 12 pts / wicket in U-12s
- 16 points for direct-hit run out, 8 points per catch, stumping, or half-share in run out

Junior Club Champion Points for Season 2010-11

<i>Austin Heldt</i>	508	E F	Will Brydon-Waldren	205	[10]	Dario Pagoda	131	[7]
Thomas Wallace	409	[8]	Robert Morrison	203	[8]	Patrick Burrows	127	[8]
Tim Hickox	404	[6]	Finn McEvoy	201	[9]	Chris Whittle	126	[7]
Ben Fynmore	386	[9]	Sam Baker	193	[5]	Mason Dimos	125	[9]
Matthew Freeman	340	[9]	Otis Karamoshos	179	[9]	James Lambris	121	[8]
Max Day	327	[10]	Taka Fujiwara	177	[9]	Patrick Hawe	116	[10]
James Martin	315	[8]	Lachlan Clyne	177	[10]	Stephen Fletcher	106	[7]
Jackson McDonough	305	[5]	Connor Murkies-Hirsch	168	[9]	Kieran May	101	[7]
William Travers	295	[9]	Benjamin Van Rooy	167	[7]	Ethan Paz	96	[8]
Ben Harris	281	[8]	Stuart Higham	165	[10]	Marcus Bade	94	[6]
Nicholas McCann	280	[9]	Matthew Northage	162	[5]	Trent Puddy	71	[7]
Daniel Power	279	[9]	Troy Derbyshire	160	[10]	Thomas Walter	63	[4]
Alick Rose	273	[10]	Aron LaSala	155	[10]	Jake Suleymanov	56	[3]
Josh Paterson	259	[10]	Thomas Oliphant	152	[7]	Edward Curwen	45	[3]
Lachlan Martin	259	[8]	Ethan Braid	151	[9]	Thomas Lamb	34	[1]
William Hanlon	258	[9]	Sam Gimisis	148	[8]	Ari Sioukas	32	[3]
Evan Evans	251	[8]	Lachlan McLeod	142	[7]	Sam Macaw	23	[2]
James Marsden	250	[9]	Matteo Savio	138	[8]	Joshua Clyne	21	[2]
Nicholas Freeman	241	[9]	Nicholas Jewell jnr	136	[5]	Harrison Marostica	20	[2]
Campbell Vince	221	[8]	Cameron Quirk	134	[6]	Aaron James	20	[2]
Jeremy Power	215	[8]	Ari Levin	133	[6]	Declan Gregory	10	[1]
Max Anson	205	[9]						

!

#0) -) *- G ' ' 2

B)) , 1 F () G;

1G; ; 1. 1 1G; ? </ 1

. ? ((.</ 1 . 1 1 ((./ 1 9 '< / 1
. , 1

. 1 ? ((.F'7 - . 1

< DE 1. / ? , ((.: 0 5 1- ? H

- 0) 1. 1 ? , (, A , : F'7B

; 1. 1" 12) , 1, ,) ? 1' , ?&

B 1% 1G; , 5 1 + - C , 1 1G; (7 G;
/ E1 1D B , %%%&###\$ 1 1 ,) &
, 1< < %%%'%%\$+

" H % " # # &

1 "H

G: BF 5

G: >:(D-5

G: /. 5

G: .-(5

< DE &## 5 ## . / #
; < , ##
. / ###

"" # 1

-9-.0 BF 5

-9-.0 >:(D-5

-9-.0 /. 5

-9-.0 .-(5

(/ E1 &## 2 &# (() ## < DE #
E < 7### . # < B ##
< DE ### # . / #
; 1. &### "> (#
; < , ## B #
. / ### " 5 l #
5, ### ,< #

**The best balls
in the business**



KOOKABURRA

-* . / , 0 ' -* . ; ' 0/+ 4 #) 63&65

#	-* . / , 0	#	-* . ;	A*	-* . / , 0
	: 9 %) --+ ; '<		: 9 ' 4 7 -' ; '<		: A / ; '<
			, % % '% 7 \$		
% ! 7 !	> 9 1			/ +	
% ! !!	. -			/	
% ! !!	" (+			/	
% ! !	" (+			" ??	
% ! ! %	/ 9 :			" >	
% ! % ! #	B 4			" >	
% #'	D ,			/	
% '&	D ,			1	
% &'	D ,			1	
% ' 7	" ??			1	
% 7'	> 9 1			(/ E 1	
% ' !				(/ E 1	
% !'	. 1			(/ E 1	
% ' '	" (+			. 1 /	
% ' %	(/ E 1			. 1 /	
% % ' #	< 1			" 9:5	
% #'	5 (" 9:5	
% '&	. /			" 9:5	
% &'	(/ E 1			. 1 S	
% ' 7	(/ E 1			5	
% 7'	(/ E 1			" >	
% ' !	(/ E 1			. 4 1 / 1	
% !'	B			" > ?	
% ' '	. 4 1 / 1			, ?	
% ' %	(/ E 1			" >	
% % % #	(/ E 1			, ?	
% % # ' %	(/ E 1			(
% % % &	(/ E 1			. 1	
% % & ' %	(/ E 1			(
% % % ' 7	. 4 1 / 1	. 1 0		(
% % 7 ' %	. 4 1 / 1	1		D , (' H	
% % % !	(/ E 1	B , 1 0		D , (' H	
% % ! ' %	(/ E 1	B , 1 0		D , (' H	
% % %	(/ E 1	9:5		5 5 E	
% % % %	(/ E 1	9:5		" "	
% % % % # #	1 1	B) . 1		,	
& # # # #	(/ E 1	A ,		, H	
& # # '# &	< 1 /	< 1		, H @ , D	
& # # & #	< 2	A ,		, H	
& # # '# 7	(/ E 1	< 1		. 5	
& # # ' 7 #	" /	< B		, D	
& # # '# !	(E .		" , "	
& # # '# #	" /	.		1 , 0	
& # # '#	" D	, <		B)	
& # # '# %	(, <		2	
& # # '% #	" D	, <		- 0)	
& # #'	5	.		. 1	

6 2 % % '% 7 1 5 () () , , 1 G ; , +
5 1 & 1 G ; 1) ,) 1 5 () . 1 +

% ,0 9' ') * , 0/+ 4 #) &

#	%	,0 9'	A*	%	,0 9'	A*)*	,
	: - *--	; '<	:A)8 (--*	; ' &	<i>no awards prior to 1971-72<</i>			
1970-71	David Blair		Brian Adams		Robert Hallowell			
1971-72	Keith Hamilton		Michael Fox		Alan Feigan / Steve Cunningham			
1972-73	David Blair		Graham Adams		Simon Davis			
1973-74	Kevin Adams		Con Gorozidis		Brian Dillon			
1974-75	Lewis Coyle		Anthony Grant		Steve Brown			
1975-76	Paul Mornane		Tim Gallop		Andrew Sammut			
1976-77	Brian Adams		Robert Adams		Jeff Smith / Paul Minahan			
1977-78	John Layias		Craig Cunningham		Shaun Dooley			
1978-79	Tim Gallop		Ken McAlpine		Paul Minahan			
1979-80	Kevin Adams / Jeff Armstrong		Brendan Egan		Fred Giuliano			
1980-81	Russell Purvis		Sean Egan		Ricky Krzywniak			
1981-82	Anthony Grant		Andrew Zogoulas		Harry Stamatopoulos			
1982-83	Con Gorozidis		Alex Gerdan		John Tamvakis			
1983-84	George Gerdan		Campbell Dwyer		Marko Bozinovic			
1984-85	Alexander Gerdan		Paul Scales		Owen Morros			
1985-86	Anthony Reiche		Shainne Thomson		Mark Batson			
1986-87	George Gerdan		Shainne Thomson		Sam Oliver / Kieran Lynch			
1987-88	Alexander Gerdan		Brett Millar		Con Pothitos			
1988-89	Danny Frew		Nicholas Jewell		Luke Haddon			
1989-90	George Gorozidis		Adam Pirrie		Luke McDowall			
1990-91	Shainne Thomson		Adam Pirrie		Simon Boileau / Damien Lynch			
1991-92	Simon Williams		Con Pothitos		Russell Larke			
1992-93	Danny Frew		Kivanc Cevik-Yahya		Adam Bonney			
1993-94	Alexander Gerdan		Paul Townsend		Ross Caldera			
1994-95	Chris Bull		Saul Siritzky		Ben Baker			
1995-96	Richard Lewis		Marcus Adams		Andreas Kakogiannis			
1996-97	George Gorozidis		Saul Siritzky		Tom Orchard			
1997-98	David Bratby		Tom Orchard		Glenn Cullinan-Smayle			
1998-99	Les Larke		Stuart Bell		Matthew Bennett			
1999-00	Kivanc Cevik-Yahya		Patrick Youens		Jeremiah Coughlan			
2000-01	Richard Lewis		Nicholas Kaine		Andrew Zaks			
2001-02	Michael Cove		Robert Blair		Alistar Sullivan			
2002-03	Jeremiah Coughlan / George Gorozidis		Mark Weerdenburg /		Rory Lynch /			
2003-04	Imad Amro		Killian Donohoe / James Hanson		Andrew Olsen / Sebastian Lindner			
2004-05	James Gaynor		Jack Jopling		Sam Doyle			
2005-06	Stuart Bell		Antony Stojko		James deFegely			
2006-07	Andrew Vaughan		Phillip Georgiou		Thomas Dwyer			
2007-08	Antony Stojko		Robert Blair		Nickolas Perry			
2008-09	Aaron Gregory		James McCann		Reeve Morgan			
2009-10	Antony Stojko		Austin Heldt		Lachlan McLeod			
2010-11	Julius Waras Carstensen		Tim Hickox		Lachlan Martin			



Club legend the late Jack Vollugi, who coached the club from 1971 until his death in 1997. During this period Brighton Union CC won 7 CMCA club championships, and 21 premierships in all grades from 1st XI through to U-12s.

Jack loved coaching, especially with young people, and his contribution to community cricket will always be remembered at the club

-* . , / 0 0 : + ' , ; ' <

This Perpetual trophy commenced in 1978-79. Inscription on the trophy reads as follows -

“Presented to Brighton Union Cricket Club by Peggy and Denis Adams in appreciation of the club’s contribution to junior cricket and our sons Kevin, Brian, Graham and Robert”

1978-79	5th XI - Noel Pullen (Captain) & Chris Craddock (Acting Captain in final) U-16 XI - Mark Olsen
1981-82	2nd XI - Keith Hamilton U-14 XI - John O’Sullivan
1982-83	1st XI - Kevin McNally
1983-84	1st XI - Kevin McNally
1987-88	U-14 XI - Michael Morfea
1988-89	5th XI - David Wingfield U-14 XI - Simon Williams
1990-91	1st XI - Con Gorozidis
1992-93	1st XI - Con Gorozidis
1994-95	3rd XI - Peter Head
1996-97	1st XI - Alex Gerdan U-12 Green XI - Darian Kuzma U-12 Gold XI - Marcus Adams
1997-98	U-12 Gold XI - Casey Caldera & Brett Louis (joint captains)
1998-99	1st XI - Alex Gerdan U-14 (Friday) XI - James Jorgensen
1999-00	U-12 Gold XI - James Travers & Elan Novis (joint captains)
2001-02	U-14 (Friday) XI - Eliot Bingham & Damon Kaine (joint captains)
2002-03	U-14 (Friday) XI - Eliot Bingham & Damon Kaine (joint captains) U-12 Green XI - Nicholas Kaine
2003.4	U-12 Gold XI - Dylan Struck
2005.6	U-14 (Friday A) XI - Antony Stojko
2006-07	3rd XI - Imad Amro U-14 (Friday A) XI - Jack Moffitt, Jordan Steele & Pat Tiernan (joint captains)
2007-08	2nd XI - Jason Parsonage One-Day XI - Andrew Kryzwniak U-16 XI - Antony Stojko
2009-10	U-12B XI - Ben Fynmore & Austin Heldt (joint captains)
2010-11	3rd XI - Imad Amro



TOMAX LOGISTICS
AUSTRALIA



' A* -*.,,. ; ' #) &

:= = C' %, - ; '<

A*
:A/ % = ; '<

& - +
: = C' ; '<

1970-71	Robert Wheeler		
1971-72	A.J. (Jack) Vollugi		
1972-73	A.J. (Jack) Vollugi		
1973-74	A.J. (Jack) Vollugi		
1974-75	Steven Willingham		
1975-76	Graham M. Adams		
1976-77	Alan Brown		
1977-78	Steven Fox		
1978-79	Alan Feigan		
1979-80	Mark Olsen		
1980-81	Mark Gurry / Basil Kennedy		
1981-82	Mark Gurry / Neil Sadler		
1982-83	Robert Adams		
1983-84	Robert Adams	George Gerdan	
1984-85	Robert Adams	Owen Morros	
1985-86	Keith McNally	Marko Bozinovic	
1986-87	Phillip Arnold	Duncan McLeary	
1987-88	Anthony Reiche	Michael Morfea	
1988-89	Gerrard Healy	Simon Williams	
1989-90	Simon Haddon	Michael Morfea	
1990-91	Andrew Lake	Nicholas Jewell	
1991-92	Jim, Nora, Sue & Pornphun McNally	Henry Minson	
1992-93	Gerard Healy	Con Pothitos	
1993-94	Jim McNally	Gillian Beshara	
1994-95	Noel Pullen	David Bratby	
1995-96	David Bratby	Kivanc Cevik-Yahya	
1996-97	Anthony (Jack) Vollugi	Michael Cove	
1997-98	Phillip Arnold	James Jorgensen	
1998-99	Diane Blair	Michael Cove & James Jorgensen	
1999-00	David Wingfield	Michael Cove	
2000-01	Owen Morros	Michael Cove & Saul Siritzky	
2001-02	Simon Russell	Saul Siritzky	
2002-03	John Hammer	Patrick Youens	
2003-04	Simon Russell	Antony Stojko	
2004-05	Phillip Hope	Jackson Moffitt	
2005-06	Rob Robinson	Matthew Northage	
2006-07	Paul Hack	Andrew Liu	
2007-08	Brian McDonough	Nicholas Jewell jnr	
2008-09	Elizabeth Vaughan	Ryan Fogarty	
2009-10	Michael Cove	Ben Harris	Antony Stojko 2010 -11
	Brett Northage	Jackson McDonough	Hayden McLennan



&

%)/ " "

' 7 / & ! , ' ; + #

6 = B F

1 : " , * # / - ' <

' 1 : 4 - * / # / - ' <

6	F	!!	= >	
=	' (7	6 (7
	5 1	7) >	
	1	7&	F &	7
	(!	9 &	!
	..	!	' (
(5	#	(1	
D		&7	. 1 B50	&
0		&7	5 1 &	&7
,			>	
>			F 1	&
9	!		..&	!

' 1 : &= ' <

3 / 1 : &= ' <

6	' (/	!!	= 17	7
= 9) > &	7	' (0	7
	..	7&	5 1 7	
			6 9	7%
	5 1	!	..7	7
(5	#	> 7	7!
D		&) >	&7
	(&7	D 7	&
) >	1 &	&7	. 1	
(1 &		&	(&	
.	<	&	(5 7	&
1	, B50 &	!	F 1 &	&

PF Brighton Union 5J 3 (I Delac 36*) drew East Sandringham J D

GF Bentleigh Uniting J def Brighton Union (I Delac 34)

2nd XI Players' Statistics 2010-11

- +	%	—	—	—	5	!#	#	☑ (9	%'	—	4	5 4	—	(
Youens, Patrick	2	2	1	0	0	28*	38	38.00	13	2	30	4	0	3/13	7.50
Gorozidis, Con	8	8	0	0	2	74	286	35.75	1	0	3	0	0	0/3	NA
McLennan, Hayden	5	5	2	0	1	50*	104	34.67	31.2	10	108	5	0	3/6	21.60
McDonough, Brian	7	6	1	0	1	67	169	33.80	81	15	241	20	1	5/34	12.05
Struck, Dylan	2	2	1	0	0	23*	30	30.00	-	-	-	-	-	-	-
Vaughan, Andrew	4	4	0	0	0	48	107	26.75	2	0	13	0	0	0/13	NA
Parsonage, Jason	4	4	0	0	0	42	83	20.75	4	0	30	0	0	0/30	NA
deFegely, Andrew	2	2	1	0	0	16*	18	18.00	-	-	-	-	-	-	-
Siritzky, Saul	6	6	1	0	0	34	85	17.00	-	-	-	-	-	-	-
Gerdan, Alexander	2	2	1	0	0	14*	16	16.00	7	4	20	1	0	1/4	20.00
Lamb, Thomas	7	6	0	0	0	33	64	10.67	43.1	10	131	9	0	3/8	14.56
Campbell, Cyril	6	6	0	0	0	20	57	9.50	3	0	9	0	0	0/9	NA
Northage, Brett	9	5	3	0	0	6*	17	8.50	74	9	243	16	0	3/16	15.19
Hewson, Andrew	7	4	0	0	0	30	32	8.00	10	1	37	2	0	2/2	18.50
Stojko, James	3	3	0	0	0	19	22	7.33	-	-	-	-	-	-	-
Gorozidis, George	1	1	0	0	0	7	7	7.00	1	1	0	0	0	0/0	NA
Northage, Matthew	1	1	0	0	0	7	7	7.00	3	0	11	0	0	0/11	NA
McDonough, Jackson	4	3	1	0	0	6	14	7.00	27	6	83	3	0	2/19	27.67
Martin, James	9	6	3	0	0	11	21	7.00	60	13	199	7	0	2/30	28.43
Gaynor, James	1	1	0	0	0	6	6	6.00	-	-	-	-	-	-	-
Baker, Sam	1	1	0	0	0	4	4	4.00	-	-	-	-	-	-	-
Nayagam, Romy	4	2	0	0	0	6	6	3.00	3	0	23	0	0	0/23	NA
deFegely, Thomas	3	3	0	0	0	3	7	2.33	-	-	-	-	-	-	-
Rayson, Damien	1	1	0	0	0	2	2	2.00	8	1	27	0	0	0/27	NA
deFegley, James	1	1	0	0	0	2	2	2.00	5	0	25	0	0	0/25	NA
Daou, Nezar	3	3	0	0	0	2	3	1.00	-	-	-	-	-	-	-
Harris, Ben	3	2	0	0	0	1	1	0.50	-	-	-	-	-	-	-
Amro, Imad	1	1	0	0	0	0	0	0.00	-	-	-	-	-	-	-
Hickox, Tim	1	1	0	0	0	0	0	0.00	7	1	21	3	0	3/21	7.00
Burnes, Bryn	2	-	-	-	-	-	-	-	14	4	34	1	0	1/22	34.00

&!

' 1 > %) / * - # &

B1 F ! 1 ?) . 1 ' 1 B50 6 , 0 L! - 0) L \$

B1 & F J6 1 ? F J3 (/ E1 . A 7 \$

B1 F 5 1 ?) (J56

B1 7 (1 6J , < 7L & \$ 1 ?) F JD , 0 #6 , < 7 6
(/ E1 5 5 E 7 \$

B1 5 1 D L \$ 1 ?) F JD5 (/ E1 ! \$

B1 ! F D 1 ?) 9 J36 , < 7L ! L & \$

B1 F 6J53 , 0 , < & \$ 1 ?)) > 6J5
, < L 7 \$

B1 F 1 > 1) \$

B1 % F 1 5 - , 4 L & L & % \$ 1 ?) F D , < !
- 0) \$

B1 # F (/ E1 7 \$ 1 ? > H L \$

B1 .. 63 L % \$ 1 ?) F J3 (/ E1 7 " 7 &
\$

' 1 > %) / * - # &

B1 . ' 1 B50 6 (L! < B L 7 \$ 1 ?) F 3J ; ; . ##6
< B ! 6 \$

B1 & F 3J H \$ 1 ? (5 D < B L \$

B1 D 3D < B 7L \$ 1 ?) F J5 "/ 7 (6 # \$

B1 7 F J < 5 , ; . # \$ 1 ? (1 D + . 7L & E + . L # \$

B1 F J6 - , 4 6 \$ 1 ? < , 6 " 12 7L % \$

B1 ! .. 5 - 0) L E + . L \$ 1 ?) F J3 + . 77 \$

B1)) > D3 + . 7L " 12 L \$ 1 ?) F J3 E + . &
D < & \$

B1 (5 + . L < B L \$ 1 ?) F JD E + . 776 \$

B1 % F J " 12 ; . # % 6 \$ 1 ? 5 1 6J < B L ! \$

B1 # 9 J + . 7L ! \$ 1 ?) F DJ

Rd 11 Brighton Union J D6 (P Hughes 166, T deFegely 79, I Amro 50) def Melbourne Wanderers
(Mor. Amro 4/9, T Hickox 4/12)

SF Brighton Union D (T deFegely 99, K Daou 34, P Hughes 32) def by Omega 5J (T Hickox 3/41)

PF Brighton Union drew Bentleigh ANA DJ (Mor.Amro 5/58)

GF Omega 5 (D Rayson 3/28) def by Brighton Union (I Amro 61, T Defegely 33)

3rd XI Players' Statistics 2010-11

- +	%	—	—	—	5	!#	#	☐ (9	%'	—	4	5	—	(
								-					4		
deFegley, James	5	3	1	1	0	138	150	75.00	19	4	71	7	0	4/19	10.14
Amro, Imad	12	12	3	2	2	109*	436	48.44	-	-	-	-	-	-	-
Gaynor, James	1	1	0	0	0	48	48	48.00	-	-	-	-	-	-	-
Hughes, Peter	7	7	0	1	0	166	311	44.43	8	1	39	2	0	1/19	19.50
Youens, Patrick	1	1	0	0	0	38	38	38.00	-	-	-	-	-	-	-
Hickox, Tim	6	5	3	0	0	35*	76	38.00	43.2	14	99	8	0	4/12	12.38
deFegely, Thomas	8	7	0	0	2	99	242	34.57	-	-	-	-	-	-	-
Amro, Mazen	10	7	3	0	0	44*	124	31.00	92.4	25	199	17	0	3/15	11.71
Daou, Kamal	10	10	2	0	0	34	193	24.13	-	-	-	-	-	-	-
Struck, Dylan	9	9	2	0	0	31	109	15.57	-	-	-	-	-	-	-
Rayson, Damien	12	8	1	0	1	56*	104	14.86	115.3	18	373	24	1	5/18	15.54
Steele, Oliver	4	3	1	0	0	21*	28	14.00	-	-	-	-	-	-	-
Parsonage, Jason	2	2	0	0	0	19	28	14.00	0.3	0	1	1	0	1/1	1.00
Daou, Nezar	11	11	0	0	0	22	133	12.09	-	-	-	-	-	-	-
Amro, Morwan	14	11	3	0	0	44	85	10.63	162.5	26	456	38	2	5/17	12.00
Caspi, Michael	12	8	1	0	0	31*	68	9.71	91	8	323	14	0	3/6	23.07
Stojko, James	3	3	0	0	0	13	18	6.00	-	-	-	-	-	-	-
Harris, Ben	6	4	0	0	0	12	22	5.50	-	-	-	-	-	-	-
Lennon, Matt	1	1	0	0	0	5	5	5.00	-	-	-	-	-	-	-
deFegely, Andrew	1	1	0	0	0	3	3	3.00	-	-	-	-	-	-	-
Burnes, Bryn	1	1	0	0	0	2	2	2.00	9	1	40	2	0	2/40	20.00
Kumar, Jagdeep	2	2	0	0	0	3	4	2.00	6	4	7	1	0	1/7	7.00
Lamb, Thomas	1	1	0	0	0	0	0	0.00	3	2	1	3	0	3/1	0.33
Dimachki, Mimo	1	1	0	0	0	0	0	0.00	9	0	32	1	0	1/32	32.00
Frost, Peter	1	1	0	0	0	0	0	0.00	-	-	-	-	-	-	-
Foster, Paul	2	1	1	0	0	7*	7	NA	3	0	7	0	0	0/7	NA
Reid, Nicholas	3	1	1	0	0	0*	0	NA	-	-	-	-	-	-	-
Healey, Harry	3	1	1	0	0	6*	6	NA	1	0	8	0	0	0/8	NA
McDonough, Jackson	1	1	1	0	0	9*	9	NA	5	0	27	0	0	0/27	NA
Martin, David	1	-	-	-	-	-	-	-	3	0	14	0	0	0/14	NA

&

4th XI Players' Statistics 2010-11

- +	%	—	—	—	5	!#	#	☑ (—	9	%'	—	4	5 4	—	(—
Nayagam, Romy	1	1	0	0	1	57	57	57.00	-	-	-	-	-	-	-
Vaughan, Andrew	2	2	0	1	0	113	113	56.50	8	1	38	4	0	2/2	9.50
Harris, Ben	2	2	0	0	1	54	77	38.50	6	0	38	2	0	2/20	19.00
Graham-Bowman, Nick	1	1	0	0	0	38	38	38.00	9	2	34	0	0	0/5	NA
Britten, Matthew	7	7	0	0	1	82	251	35.86	17	3	44	1	0	1/14	44.00
Foster, Paul	11	11	0	0	3	91	356	32.36	79	18	255	21	1	6/14	12.14
Karamoshos, Denny	6	6	0	0	2	62	175	29.17	5	1	23	0	0	0/8	NA
Kryzwniak, Andrew	6	6	0	0	2	72	166	27.67	41	6	133	7	0	2/11	19.00
Jones, Wayne	2	2	1	0	0	25*	25	25.00	9	2	41	2	0	2/41	20.50
Hack, Paul	4	4	0	0	0	37	84	21.00	7	1	33	2	0	1/9	16.50
Healey, Harry	5	5	0	0	1	70	103	20.60	25	3	120	5	0	3/7	24.00
Morgan, Scott	1	1	0	0	0	18	18	18.00	13	3	40	1	0	1/39	40.00
Hickox, Tim	2	1	0	0	0	15	15	15.00	7	0	26	0	0	0/26	NA
Gaynor, James	1	1	0	0	0	14	14	14.00	5	1	17	1	0	1/17	17.00
Cook, Tony	7	6	0	0	0	34	79	13.17	61	5	192	15	0	4/21	12.80
Donohoe, John	8	7	1	0	0	29*	57	9.50	72	15	237	11	1	5/75	21.55
Oliphant, Robert	1	1	0	0	0	9	9	9.00	5	0	34	0	0	0/34	NA
Powell, Jonathon	10	7	4	0	0	15*	26	8.67	11	1	46	1	0	1/1	46.00
Marwick, Julian	6	4	3	0	0	5*	8	8.00	10	1	40	1	0	1/7	40.00
Tansey, Brad	10	9	0	0	0	25	69	7.67	6	2	44	0	0	0/14	NA
Reid, Nicholas	7	7	0	0	0	17	37	5.29	-	-	-	-	-	-	-
Stojko, James	1	1	0	0	0	5	5	5.00	-	-	-	-	-	-	-
Haddon, Simon	6	5	1	0	0	14	20	5.00	31	11	70	1	0	1/9	70.00
Martin, David	8	8	3	0	0	12	24	4.80	38	6	126	3	0	2/11	42.00
McGlynn, Joel	2	1	0	0	0	4	4	4.00	-	-	-	-	-	-	-
Behnk, David	1	1	0	0	0	4	4	4.00	-	-	-	-	-	-	-
Steele, Oliver	1	1	0	0	0	1	1	1.00	3	0	19	0	0	0/19	NA
McDonough, Jackson	2	1	0	0	0	1	1	1.00	9	1	30	2	0	1/10	15.00
Youens, Patrick	1	1	0	0	0	0	0	0.00	9	0	43	3	0	3/43	14.33
Fletcher, Stephen	2	2	0	0	0	0	0	0.00	-	-	-	-	-	-	-
O'Sullivan, Matthew	2	1	1	0	1	65*	65	NA	-	-	-	-	-	-	-
McDonough, Brian	1	1	1	1	0	105*	105	NA	4	1	7	1	0	1/7	7.00
Kumar, Jagdeep	3	1	1	0	0	0*	0	NA	21	0	78	0	0	0/21	NA
Edwards, Paul	1	-	-	-	-	-	-	-	9	1	27	2	0	2/27	13.50
Arnold, Phillip	1	-	-	-	-	-	-	-	3	0	29	0	0	0/29	NA

3 / 1 > %) / * - # & _____

- Rd 1 Brighton Union (A Vaughan 113, P Foster 74) def Elwood 6 (P Youens 3/43)
- Rd 2 Aspendale lost on n walkover to Brighton Union
- Rd 3 Brighton Union 5J (M Britten 82, D Karamoshos 62) def Kingston Heath J D3
- Rd 4 Omega 3J def Brighton Union D (P Foster 47, H Healey 32)
- Rd 5 Moorabbin West 6J 3 (P Foster 3/23) def by Brighton Union 6J 3 (A Kryzwniak 72)
- Rd 6 Brighton Union 5 (A Kryzwniak 62, R Nayagam 57, N Graham-Bowman 38) def Bentleigh ANA J 3
(T Cook 4/21, P Foster 3/25) & JD
- Rd 7 Brighton Union J 5 (P Foster 91, B Harris 54) def Washington Park J D5 (T Cook 3/32)
- Rd 8 Brighton Union J (B McDonough 105* , H Healey 70, D Karamoshos 34) def Carnegie South
(H Healey 3/7)
- Rd 9 East Sandringham DJ (J Donohoe 5/75) def Brighton Union 6 (M Britten 47, P Hack 37)
- Rd 10 Brighton Union J 3D (M O'Sullivan 65* , M Britten 34, T Cook 34, P Foster 32) def
Cheltenham Park (T Cook 3/46)
- Rd 11 Hampton United D (P Foster 4/27) def by Brighton Union J 55 (P Foster 59, D Karamoshos 50)
- SF Elwood 3J 36 def Brighton Union (M Britten 48)
- PF Brighton Union D def by Omega (P Foster 6/14)



A* %)/ " "
 ' 7 / & ! , ' ; + #

* Premiers + Runners Up

' + ' 1
 :# "<

' + ' 3 1
 : & 3 '<

Kingston Heath	51
Carnegie South	48
Washington Park	45
East Sandringham	45

Brighton District	48
Brighton Union	39
* Beaumaris 2	39
+ S.Caulfield-Bentleigh	27

Emmanuel SthOakl'gh	45
Brighton Union	36
St.Pauls GlenWaverley	24
East Oakleigh	21
Carnegie	15
Glen Waverley	15
Mt. Waverley Uniting	15

Kingston Heath	27
Brighton 2	21
Le Page Park	12
South Melb District 2	9

' := < 1
 : & = '<

' := -' < 1
 : & 4 = '\$) ,. ' , ; / 4 - / <

' : '< 1
 : 4 ; , ' 7 ' '<

* Ormond	51
+ Brighton Union	48
Elwood	45
Dingley	39

+ Elwood 2	51
* Elsternwick 3	48
East Sandringham 3	45
West Bent-Bri Union	42

No Premiership points or ladders in the modified grades

Kingston Saints	33
South Caulfield	33
Le Page Park	27
Moorabbin Park	12
Bentleigh Uniting	9
Brighton 2	3

South Melb District 4	39
South Caulfield 2	27
McKinnon 3	21
South Melb District 5	15
Brighton 5	12

LUSTRE PANEL WORKS
 112 MARTIN STREET, GARDENVALE

Proudly Sponsors
BRIGHTON UNION CRICKET CLUB
 For all your Smash Repairs
 See Brad Kreymborg

Phone: 9596 1076

UNDER 17 XI Players' Statistics 2010-11

(This team competed in the Southern Districts & Churches Cricket League Friday U-17 competition)

- +	%	—	—	—	5	!#	#	☑ (9	%'	—	4	3 4	—	(
Hickox, Tim	6	6	1	0	0	40*	112	22.40	33.3	5	102	13	2	5/29	7.85
Harris, Ben	8	7	0	0	0	40	153	21.86	6.2	1	21	2	0	1/0	10.50
Martin, James	8	7	1	0	0	43	123	20.50	58	11	199	7	0	2/26	28.43
Vince, Campbell	8	6	3	0	0	16*	45	15.00	36	5	140	5	0	2/10	28.00
VanRooy, Ben	7	6	2	0	0	26*	57	14.25	6	0	38	1	0	1/7	38.00
Jewell, Nicholas	5	3	0	0	0	18	30	10.00	33	7	124	3	0	1/9	41.33
Northage, Matthew	5	1	0	0	0	8	8	8.00	31	7	119	6	0	3/18	19.83
Baker, Sam	5	2	0	0	0	11	15	7.50	30	3	123	8	0	2/11	15.38
McDonough, Jackson	5	4	1	0	0	7	15	5.00	38	12	76	14	2	5/30	5.43
Whittle, Chris	7	4	0	0	0	7	16	4.00	5	0	34	2	0	2/23	17.00
Walter, Thomas	4	2	0	0	0	5	7	3.50	5	0	25	1	0	1/8	25.00
May, Kieran	7	5	1	0	0	4	7	1.75	7	0	66	1	0	1/32	66.00
Fletcher, Stephen	7	4	0	0	0	4	4	1.00	10	0	38	1	0	1/6	38.00
Bade, Marcus	6	3	1	0	0	1	2	1.00	-	-	-	-	-	-	-

& 1 > %)/ *- # &

Rd1 Washington Park 4/239 drew Brighton Union (washed out)

Rd2 Carnegie South 8/206 def Brighton Union 6 J. Martin 43

Rd3 Brighton Union 4J D (T.Hickox 40*) def Mt. Waverley Uniting DJ6

Rd4 East Sandringham 9/83 (M.Northage 3/18) def Brighton Union J6D

Rd5 Bye

Rd6 Kingston Heath 9/283 (J.McDonough 5/30) def Brighton Union DD

Rd7 Brighton Union drew St.Pauls Glen Waverley (one-day game - washed out)

Rd8 Brighton Union J 6 (B.Harris 36) def Glen Waverley 89 (T.Hickox 4/15, J.McDonough 4/21)

Rd9 Brighton Union J 6 (B.Harris 40) drew East Oakleigh (T.Hickox 5/29)

Rd10 Brighton Union DJ D(J.Martin 32) def Carnegie JD3



NewBay Hotel,

329 New St Street, Brighton 3186

UNDER 14B XI Players' Statistics 2010-11

- +	%			5	!#	#	(9	%'		4		(
Heldt, Austin	11	11	7	3	52*	321	80.25	41	7	106	8	1	3/36	13.25
Fynmore, Ben	11	9	3	1	50*	224	37.33	49	6	149	10	2	3/10	14.90
Lamb, Thomas	1	1	0	-	24	24	24.00	3	1	10	0	0	0/10	NA
Freeman, Matthew	11	11	2	1	52*	201	22.33	27	3	77	1	0	1/11	77.00
Power, Daniel	11	9	1	-	34	139	17.38	22	1	92	3	0	2/8	30.67
McCann, Nicholas	11	10	1	-	40	148	16.44	2	0	4	1	0	1/4	4.00
Freeman, Nicholas	11	11	1	-	23	122	12.20	21.4	5	42	3	0	1/2	14.00
Levin, Ari	8	7	2	-	20	50	10.00	22	2	76	1	0	1/3	76.00
Travers, William	11	10	1	-	23*	63	7.00	36.2	3	111	9	0	2/7	12.33
McEvoy, Finn	11	7	3	-	11*	26	6.50	33	2	128	9	1	3/19	14.22
Hanlon, William	11	9	3	-	13*	30	5.00	32	2	122	9	1	3/7	13.56
Pagoda, Dario	7	2	1	-	3	5	5.00	9	0	41	3	0	2/9	13.67
Quirk, Cameron	8	4	1	-	3	7	2.33	13.4	2	45	4	0	2/6	11.25
Suleymanov, Jake	3	1	0	-	2	2	2.00	11	3	29	1	0	1/4	29.00
Gimisis, Samuel	10	5	1	-	2	5	1.25	17	0	75	6	0	2/10	12.50
Fujiwara, Taka	11	1	1	-	7*	7	NA	28	2	82	6	1	3/6	13.67

& 3 1 > %)/ *- # &

- Rd1 Brighton Union 5J (B.Fynmore 30*, N.Freeman 21) def Sth Caulfield-Bentleigh 1/75
- Rd2 Brighton Union J (B.Fynmore 33*, N.McCann 28*, A.Heldt 28*) def South Melb District 8/80 (W.Travers 2/8, S.Gimisis 2/10, F.McEvoy 2/11)
- Rd3 Brighton Union J 5 (M.Freeman 25, W.Travers 23*, D.Power 21*, B.Fynmore 20) def Le Page Park 127 (W.Travers 2/7, D.Power 2/8, B.Fynmore 2/15, W.Hanlon 2/24)
- Rd4 Kingston Heath 9/172 (A.Heldt 3/36) def Brighton Union 5J '- (B.Fynmore 50*, A.Heldt 25*)
- Rd5 Brighton Union D6 (A.Heldt 52*, B.Fynmore 36) def Beaumaris2 88 (T.Fujiwara 3/6, B.Fynmore 3/10)
- Rd6 Brighton Union 5J 5 (A.Heldt 51*, D.Power 34, N.Freeman 20*) def Brighton2 9/154 (W.Hanlon 3/7)
- Rd7 Sth Caulfield-Bentleigh 8/68 (C.Quirk 2/6, W.Travers 2/6, D.Pagoda 2/9) def Brighton Union DJ63(A.Heldt 27)
- Rd8 Brighton Union J (M.Freeman 52*, A.Heldt 49*, N.McCann 40, A.Levin 20) drew Beaumaris2 5/134 (W.Hanlon 2/18)

Rd9 Brighton Union 3 (D.Power 30, N.McCann 25) def Brighton2 (F.McEvoy 2/14)

SF Brighton Union D (A.Heldt 50*, B.Fynmore 32, M.Freeman 29, N.Freeman 23) def
Beaumaris2 6/128 (F.McEvoy 3/19)

GF Brighton District 5/143 (B.Fynmore 3/25) def Brighton Union



& 3 ' + &= ' * & 0\$ &

Back row: Will Travers, Ari Levin, Austin Heldt, Cameron Quirk, Daniel Power, Nick McCann (co-captain),
Finn McEvoy, Phillip Arnold (manager)

Front row: Ben Fynmore (co-captain), Sam Gimisis, Will Hanlon, Taka Fujiwara, Matt Freeman, Nick Freeman



& &= ' * & O\$ & _____

Back row: Matteo Savio, Daniel Power, Robbie Morrison, Lachlan Mcleod, Phillip Arnold (coach), Tom Wallace, Alick Rose, Evan Evans, Greg Wallace (manager)

Front row: Mason Dimos, Max Anson, Joshy Paterson, Aron LaSala, Lachlan Martin

UNDER 12B XI Players' Statistics 2010-11

- +	%	—	—	—	!#	#	▾ (9	%'	—	4	—	4	—	(
Wallace, Thomas	10	9	5	-	23*	143	35.75	38	6	74	15	0	2/9	4.93	
Evans, Evan	10	10	5	1	30*	105	21.00	34	2	127	9	1	3/10	14.11	
Power, Jeremy	10	9	3	-	23	97	16.17	44.1	4	114	5	0	1/7	22.80	
McLeod, Lachlan	9	8	3	-	20*	70	14.00	16	2	54	2	0	1/1	27.00	
Anson, Max	11	11	4	-	21*	83	11.86	28	5	78	4	0	1/3	19.50	
Paterson, Joshy	12	12	3	-	23	98	10.89	53	8	134	6	0	1/3	22.33	
Martin, Lachlan	10	8	2	-	13*	54	9.00	42	12	78	14	0	2/6	5.57	
Rose, Alick	12	12	1	-	27*	98	8.91	42	5	123	8	1	3/6	15.38	
La Sala, Aron	12	10	4	-	23*	51	8.50	22	2	62	1	0	1/1	62.00	
Marsden, James	2	2	1	-	6*	7	7.00	4	2	20	0	0	0/0	NA	
Derbyshire, Troy	1	1	0	-	6	6	6.00	2	0	10	1	0	1/10	10.00	
Morrison, Robert	10	9	2	-	8	32	4.57	12	0	38	5	1	3/12	7.60	
Savio, Matteo	8	7	3	-	5*	15	3.75	8	0	35	2	0	1/5	17.50	
Braid, Ethan	4	3	1	-	4*	6	3.00	7	1	15	1	0	1/3	15.00	
Dimos, Mason	11	7	3	-	4*	7	1.75	4	0	16	1	0	1/7	16.00	
Karamoshos, Otis	2	2	0	-	1	1	0.50	4	2	11	0	0	0/2	NA	
Clyne, Lachlan	3	3	1	-	1*	1	0.50	3	0	19	0	0	0/6	NA	
Brydon-Waldren, William	1	1	0	-	0	0	0.00	1	0	4	0	0	0/4	NA	
Higham, Stuart	2	2	1	-	0*	0	0.00	2	0	9	1	0	1/9	9.00	
Day, Max	1	1	1	-	13*	13	NA	4	2	10	1	0	1/10	10.00	

& 1 > %)/ *- # &

Rd1 Brighton Union J D (J.Power 21*) def Dingley 3JD

Rd2 Brighton Union DJ (T.Wallace 20*) def Ormond (E.Evans 3/10, L.Martin 2/6)

Rd3 Brighton Union 6J (T.Wallace 20*, E.Evans 21*) def Sth Caulfield J (T.Wallace 2/9, L.Martin 2/11)

Rd4 Elwood 5/101 (T.Wallace 2/14) def Brighton Union J 5 (E.Evans 23*, L.McLeod 20*)

Rd5 Brighton Union J 6 def Brighton2 7/38 (A.Rose 3/6)

Rd6 Brighton Union JD6 (J.Power 23) def Moorabbin Park 71 (R.Morrison 3/12)

Rd7 Brighton Union J D (T.Wallace 23*, A.Rose 22, A.Lasala 23*) def Kingston Saints 3/113
(T.Wallace 2/10)

Rd8 Brighton Union J 6 (T.Wallace 23*) def Dingley 7/89 (T.Wallace 2/10)

Rd9 Brighton Union D5 (M.Anson 21*) def Bentlyigh Uniting 5/69 (L.Martin 2/9)

Rd10 Le Page Park 8/132 def Brighton Union 5J 6 (A.Rose 27*)

52 F J 33 + #6 "+ & \$ 1 ? 9 1 % 0+ &L! -+> , &L%\$
/2 1 %L 7 0+ &L \$ 1 ? F D3 -+> , & \$

UNDER 12D XI Players' Statistics 2010-11

(Combined side with West Bentleigh CC, who contributed 7 regular players during the season.
Only the stats of the Brighton Union players appear in this report).

— + —	%	—	—	—	!#	#	▾ (— —	9	%'	—	4	— 4	—	(—
Day, Max	9	9	5	-	25*	70	17.50	23	3	56	11	1	4/5	5.09
Karamoshos, Otis	8	7	3	-	17	52	13.00	20	4	47	3	0	1/4	15.67
Clyne, Lachlan	6	6	1	-	8	30	6.00	14	1	62	1	0	1/9	62.00
Derbyshire, Troy	9	9	2	-	14	26	3.71	14	0	97	1	0	1/5	97.00
Brydon-Waldren, William	9	9	5	-	7*	21	5.25	14.1	1	73	5	0	1/0	14.60
Higham, Stuart	9	7	5	-	4*	13	6.50	19	2	88	2	0	1/9	44.00
Savio, Matteo	1	1	1	-	6*	6	NA	2	0	5	0	0	0/5	NA
Burrows, Patrick	1	1	1	-	1*	1	NA	1	0	7	0	0	0/7	NA
Lambris, James	1	1	1	-	1*	1	NA	1	0	7	0	0	0/7	NA
Clyne, Joshua	2	2	0	-	1	1	0.50	3	0	13	0	0	0/8	NA
Hawe, Patrick	1	1	0	-	0	0	0.00	1	0	2	0	0	0/2	NA

& 1 > %)/ *- # &

Rd1 West Bent-Bri Union 3J def Brighton 44 (M.Day 2/3)

Rd2 West Bent-Bri Union 3J def South Melb Districts5 66

Rd3 West Bent-Bri Union J def South Caulfield 8/51 (M.Day 4/5)

Rd4 Elwood 8/149 (M.Day 2/7) def West Bent-Bri Union 5

Rd5 South Melb Districts4 6/92 def West Bent-Bri Union 6J

Rd6 West Bent-Bri Union 5J def Brighton 22 (M.Day 2/1)

Rd7 West Bent-Bri Union 6J def McKinnon 8/88

Rd8 East Sandringham 8/138 def West Bent-Bri Union J

Rd9 West Bent-Bri Union DJ 5 (M.Day 25*) def Elsternwick 6/68

Rd10 Bye

SF East Sandringham 6/178 def West Bent-Bri Union 5D

**The best balls
in the business**



KOOKABURRA

UNDER 12F XI Players' Statistics 2010-11

(This was an U-12 Modified rules side, no premiership points or ladders in this grade)

— + —	%	—	—	—	!#	#	▣ (—)	9	%'	—	4	4	—	(—)
Oliphant, Thomas	7	9	8	-	5*	22	22.00	23	-	73	5	-	2/11	14.60
Marsden, James	7	8	6	-	19*	37	18.50	22	2	63	5	-	1/3	12.60
Clyne, Lachlan	2	2	-	-	9	14	7.00	7	-	23	1	-	1/6	23.00
Curwen, Edward	3	4	3	-	5*	7	7.00	11	1	54	0	-	0/5	NA
Savio, Matteo	1	1	-	-	5	5	5.00	-	-	-	-	-	-	-
Derbyshire, Troy	1	1	-	-	4	4	4.00	2	-	4	0	-	0/4	NA
Burrows, Patrick	7	8	7	-	1*	3	3.00	20	-	113	3	-	2/9	37.67
Murkies-Hirsch, Connor	9	10	5	-	4*	10	2.00	24	-	112	5	-	2/12	22.40
Lambris, James	7	8	2	-	5*	9	1.50	21	-	86	2	-	1/7	43.00
Braid, Ethan	5	6	4	-	2*	3	1.50	17	2	37	2	-	1/2	18.50
Macaw, Sam	2	2	-	-	3	3	1.50	5	-	16	0	-	0/2	NA
Hawe, Patrick	10	8	5	-	1*	4	1.33	23	1	106	0	-	0/6	NA
Paz, Ethan	8	9	2	-	4*	8	1.14	17	-	94	0	-	0/4	NA
Puddy, Trent	7	6	5	-	1*	1	1.00	13	-	65	0	-	0/3	NA
Sioukas, Ari	3	4	1	-	2	1*	0.67	11	-	56	0	-	0/6	NA
Marostica, Harrison	2	2	1	-	0*	0	0.00	4	-	16	0	-	0/8	NA
James, Aaron	2	2	1	-	0*	0	0.00	3	-	30	0	-	0/6	NA
Gregory, Declan	1	1	-	0	0	0	0.00	2	-	13	0	-	0/13	NA
Brydon-Waldren, William	1	2	2	-	12*	14	NA	2	-	3	1	-	1/3	3.00
Higham, Stuart	1	1	1	-	0*	0	NA	3	-	11	0	-	0/11	NA

& 1 > %)/ *- # & _____

Rd1 East Sandringham3 2/154 def Brighton Union 6J 3

Rd2 Brighton Union 3J6 def South Melb Districts7 1/59

Rd3 Brighton District2 4/94 def Brighton Union 5J D

Rd4 East Sandringham5 3/97 def Brighton Union 5J6

Rd5 Elsternwick5 4/135 def Brighton Union J 3 (J.Marsden 19*)

Rd6 Elwood3 2/66 def Brighton Union J63

Rd7 Brighton6 def on walkover Brighton Union

Rd8 Hampton4 3/165 def Brighton Union J

Rd9 Elsternwick5 6/81 (T.Oliphant 2/11, C.Murkies 2/12) def Brighton Union 5J33

Rd10 Elwood3 8/177 (P.Burrows 2/9) def Brighton Union 5J 5

=! " > !% # =


(Sung to the tune of La Marseillaise)

We are the Boys from Brighton Union
 We wear the colours of Green and Gold
 We will always fight for Victory
 And we will always see it through,

Win or Lose
 We do or die
 And when we play, we always try,

Union, Union
 The Club we hold so dear
 Premiers we'll be this year.

Founded 23rd September 1907



5"

'

7&

-

6